

Form **4562**

Depreciation and Amortization
(Including Information on Listed Property)

OMB No. 1545-0172

2016

Department of the Treasury
Internal Revenue Service (99)

▶ Attach to your tax return.

▶ Information about Form 4562 and its separate instructions is at www.irs.gov/form4562.

Attachment Sequence No. **179**

Name(s) shown on return

Northwest Assistance Ministries

Identifying number

76-0088702

Business or activity to which this form relates

Indirect Depreciation

Part I Election To Expense Certain Property Under Section 179

Note: If you have any listed property, complete Part V before you complete Part I.

1	Maximum amount (see instructions)	1	500,000
2	Total cost of section 179 property placed in service (see instructions)	2	
3	Threshold cost of section 179 property before reduction in limitation (see instructions)	3	2,010,000
4	Reduction in limitation. Subtract line 3 from line 2. If zero or less, enter -0-	4	
5	Dollar limitation for tax year. Subtract line 4 from line 1. If zero or less, enter -0-. If married filing separately, see instructions	5	
6	(a) Description of property	(b) Cost (business use only)	(c) Elected cost
7	Listed property. Enter the amount from line 29	7	
8	Total elected cost of section 179 property. Add amounts in column (c), lines 6 and 7	8	
9	Tentative deduction. Enter the smaller of line 5 or line 8	9	
10	Carryover of disallowed deduction from line 13 of your 2015 Form 4562	10	
11	Business income limitation. Enter the smaller of business income (not less than zero) or line 5 (see instructions)	11	
12	Section 179 expense deduction. Add lines 9 and 10, but don't enter more than line 11	12	
13	Carryover of disallowed deduction to 2017. Add lines 9 and 10, less line 12	13	

Note: Don't use Part II or Part III below for listed property. Instead, use Part V.

Part II Special Depreciation Allowance and Other Depreciation (Don't include listed property.) (See instructions.)

14	Special depreciation allowance for qualified property (other than listed property) placed in service during the tax year (see instructions)	14	
15	Property subject to section 168(f)(1) election	15	
16	Other depreciation (including ACRS)	16	202,817

Part III MACRS Depreciation (Don't include listed property.) (See instructions.)

Section A

17	MACRS deductions for assets placed in service in tax years beginning before 2016	17	0
18	If you are electing to group any assets placed in service during the tax year into one or more general asset accounts, check here		<input type="checkbox"/>

Section B—Assets Placed in Service During 2016 Tax Year Using the General Depreciation System

(a) Classification of property	(b) Month and year placed in service	(c) Basis for depreciation (business/investment use only—see instructions)	(d) Recovery period	(e) Convention	(f) Method	(g) Depreciation deduction
19a	3-year property					
b	5-year property					
c	7-year property					
d	10-year property					
e	15-year property					
f	20-year property					
g	25-year property		25 yrs.		S/L	
h	Residential rental property		27.5 yrs.	MM	S/L	
i	Nonresidential real property		27.5 yrs.	MM	S/L	
			39 yrs.	MM	S/L	

Section C—Assets Placed in Service During 2016 Tax Year Using the Alternative Depreciation System

20a	Class life				S/L	
b	12-year		12 yrs.		S/L	
c	40-year		40 yrs.	MM	S/L	

Part IV Summary (See instructions.)

21	Listed property. Enter amount from line 28	21	
22	Total. Add amounts from line 12, lines 14 through 17, lines 19 and 20 in column (g), and line 21. Enter here and on the appropriate lines of your return. Partnerships and S corporations—see instructions	22	202,817
23	For assets shown above and placed in service during the current year, enter the portion of the basis attributable to section 263A costs	23	

For Paperwork Reduction Act Notice, see separate instructions.

Form **4562** (2016)

Federal Asset Report

Form 990, Page 1

Asset	Description	Date In Service	Cost	Bus %	Sec 179	Bonus	Basis for Depr	PerConv	Meth	Prior	Current
Other Depreciation:											
16	Kitchen Stoves	12/01/97	5,000				5,000	5	MO S/L	5,000	0
17	Dishwasher	11/01/98	3,542				3,542	5	MO S/L	3,542	0
26	Office Furniture (In-Kind)	2/01/03	20,000				20,000	5	MO S/L	20,000	0
29	Building Purchase	12/01/96	1,350,768				1,350,768	39	MO S/L	662,396	34,635
30	Building Improvements (Build Out)	1/01/97	2,116,410				2,116,410	39	MO S/L	1,030,404	54,267
31	Capitalized Interest	1/01/97	75,017				75,017	39	MO S/L	36,787	1,924
32	Street Signage	9/01/97	10,995				10,995	5	MO S/L	10,995	0
34	Building Sign	7/01/99	1,250				1,250	5	MO S/L	1,250	0
35	Parking Lot	2/01/02	13,245				13,245	10	MO S/L	13,245	0
36	Back Lot Parking	2/01/02	20,222				20,222	10	MO S/L	20,222	0
42	Voice & Data Config-Grants	6/01/04	865				865	3	MO S/L	865	0
44	10 HP Workstations DG059A#ABA	7/01/04	10,987				10,987	3	MO S/L	10,987	0
45	HP Workstations DS198US#ABA	7/01/04	4,944				4,944	3	MO S/L	4,944	0
46	Conduits/Outlets-HP Server	8/01/04	2,088				2,088	3	MO S/L	2,088	0
48	Shelving, racks for new resale	3/01/04	2,922				2,922	3	MO S/L	2,922	0
57	V-Tech cabling-lab	2/05/05	1,685				1,685	5	MO S/L	1,685	0
58	Cabling	2/15/05	531				531	3	MO S/L	531	0
59	Security camera	2/18/05	905				905	3	MO S/L	905	0
60	2004 Mitsubishi Truck	4/30/05	35,384				35,384	5	MO S/L	35,384	0
63	Land	6/01/96	439,000				439,000	0	-- Land	0	0
64	Security card reader	9/30/07	3,392				3,392	3	MO S/L	3,392	0
70	New floor-50+ exercise room	9/30/07	14,140				14,140	10	MO S/L	14,140	0
72	Metal shelving for 2nd Chance	11/01/05	5,000				5,000	3	MO S/L	5,000	0
73	IT equipment (5 switches-Cisco)	12/01/05	9,500				9,500	3	MO S/L	9,500	0
83	Credit card terminals-1960	1/01/08	1,218				1,218	3	MO S/L	1,218	0
84	HP flat screen monitors (2)	5/01/08	1,700				1,700	3	MO S/L	1,700	0
85	Client Track software	6/10/08	32,760				32,760	10	MO S/L	27,300	3,276
86	Ice machine in 50+	8/21/08	2,248				2,248	5	MO S/L	2,248	0
88	IHN kitchen remodel	5/01/08	6,419				6,419	10	MO S/L	5,403	642
89	Build-out of SEA dept	7/14/08	1,250				1,250	10	MO S/L	1,031	125
90	2nd floor carpet/back hall	2/26/08	2,474				2,474	10	MO S/L	2,124	247
93	Z racks -NAM resale	10/13/08	1,500				1,500	5	MO S/L	1,500	0
95	HP computer equip	2/01/09	69,260				69,260	3	MO S/L	69,260	0
96	Client track software	2/01/09	12,000				12,000	10	MO S/L	9,200	1,200
98	4th Floor hallway carpet	3/01/09	1,761				1,761	10	MO S/L	1,475	177
100	Programmable Digital Sign	12/01/09	3,000				3,000	5	MO S/L	3,000	0
101	Donated Fork Lift	2/01/10	15,000				15,000	10	MO S/L	10,000	1,500
102	Donated Computer Monitors	2/01/10	3,000				3,000	3	MO S/L	3,000	0
104	Hoffer Space Renovation	1/15/14	160,769				160,769	3	MO S/L	147,372	13,397
106	MS Office 2010	6/09/11	1,702				1,702	5	MO S/L	1,702	0
107	40 Plastic training tables	8/29/11	2,389				2,389	5	MO S/L	2,389	0
108	Bush refrig/freezer	2/01/12	5,950				5,950	5	MO S/L	5,553	397
109	Bush refrig 3 door	2/01/12	3,250				3,250	5	MO S/L	3,033	217
110	2012 Ford F550 2068	4/01/12	48,370				48,370	5	MO S/L	43,533	4,837
111	2012 Ford F550 0239	5/01/12	50,496				50,496	5	MO S/L	44,605	5,891
112	Wrap decals	6/01/12	2,351				2,351	5	MO S/L	2,037	314
113	HP PorLiant DL 380	6/01/12	6,020				6,020	3	MO S/L	6,020	0
114	Goodman HVAC	7/01/12	11,231				11,231	5	MO S/L	9,546	1,685
115	JWNC (food pantry) conversion	6/01/13	29,746				29,746	5	MO S/L	19,830	5,949
116	Meals on Wheels conv	6/01/13	4,173				4,173	5	MO S/L	2,782	834
117	Assist 4th Fl speakers/hot wtr	9/01/13	2,869				2,869	3	MO S/L	2,869	0
118	Lenovo ThinkPad L530	11/21/13	1,996				1,996	3	MO S/L	1,885	111
119	Clothing Donation Boxes	6/11/14	6,870				6,870	3	MO S/L	5,152	1,718
120	Dell XPS 8700	8/17/14	1,578				1,578	3	MO S/L	1,096	482
121	Dell Inspiron 3647	9/17/14	7,283				7,283	3	MO S/L	4,856	2,427
122	NAM building window sealing	6/01/11	38,000				38,000	10	MO S/L	20,267	3,800
123	JWNC (food pantry) conversion	6/01/13	72,440				72,440	23	MO S/L	10,499	3,149
124	Meals on Wheels conv	6/01/13	40,747				40,747	23	MO S/L	5,905	1,772
125	Assist 4th Fl renovation	9/01/13	27,743				27,743	23	MO S/L	3,719	1,206
126	Power Edge R730 Server	11/21/14	8,266				8,266	3	MO S/L	5,051	2,756
127	Stainless Steel Freezer (2)	5/06/15	5,550				5,550	3	MO S/L	2,467	1,850
128	Centurion Alarms	7/02/15	3,500				3,500	3	MO S/L	700	1,167
129	7097 Carrier 100 ton chiller	4/01/15	116,780				116,780	15	MO S/L	11,679	7,785
130	Building-Retail and Training	10/01/14	278,072				278,072	15	MO S/L	0	18,538
131	Power Edge R730 Server	11/01/15	9,000				9,000	5	MO S/L	1,650	1,800
132	2 1.2 TB 10k Hard Drives	11/01/15	2,350				2,350	5	MO S/L	431	470
133	Outdoor Security Cameras	2/01/16	3,516				3,516	5	MO S/L	469	703
134	2016 Ford Starcraft Allstar Bus	6/01/16	60,247				60,247	5	MO S/L	4,016	12,050

Federal Asset Report**Form 990, Page 1**

<u>Asset</u>	<u>Description</u>	<u>Date In Service</u>	<u>Cost</u>	<u>Bus %</u>	<u>Sec 179 Bonus</u>	<u>Basis for Depr</u>	<u>PerConv Meth</u>	<u>Prior</u>	<u>Current</u>
135	Aluminum floor JWNC cooler	2/01/16	4,300			4,300	15 MO S/L	191	287
136	Aluminum floor JWNC freezer	4/01/16	4,000			4,000	15 MO S/L	133	267
137	5097 Carrier 100 Ton chiller	4/01/16	119,680			119,680	15 MO S/L	3,989	7,979
138	10 ton rooftop unit	7/01/16	14,780			14,780	15 MO S/L	246	986
	Total Other Depreciation		<u>5,457,396</u>			<u>5,457,396</u>		<u>2,410,315</u>	<u>202,817</u>
	Total ACRS and Other Depreciation		<u>5,457,396</u>			<u>5,457,396</u>		<u>2,410,315</u>	<u>202,817</u>
	Grand Totals		5,457,396			5,457,396		2,410,315	202,817
	Less: Dispositions and Transfers		0			0		0	0
	Less: Start-up/Org Expense		0			0		0	0
	Net Grand Totals		<u>5,457,396</u>			<u>5,457,396</u>		<u>2,410,315</u>	<u>202,817</u>

<u>Asset</u>	<u>Description</u>	<u>Date In Service</u>	<u>Cost</u>	<u>Tax</u>	<u>AMT</u>
Other Depreciation:					
16	Kitchen Stoves	12/01/97	5,000	0	0
17	Dishwasher	11/01/98	3,542	0	0
26	Office Furniture (In-Kind)	2/01/03	20,000	0	0
29	Building Purchase	12/01/96	1,350,768	34,635	0
30	Building Improvements (Build Out)	1/01/97	2,116,410	54,267	0
31	Capitalized Interest	1/01/97	75,017	1,923	0
32	Street Signage	9/01/97	10,995	0	0
34	Building Sign	7/01/99	1,250	0	0
35	Parking Lot	2/01/02	13,245	0	0
36	Back Lot Parking	2/01/02	20,222	0	0
42	Voice & Data Config-Grants	6/01/04	865	0	0
44	10 HP Workstations DG059A#ABA	7/01/04	10,987	0	0
45	HP Workstations DS198US#ABA	7/01/04	4,944	0	0
46	Conduits/Outlets-HP Server	8/01/04	2,088	0	0
48	Shelving, racks for new resale	3/01/04	2,922	0	0
57	V-Tech cabling-lab	2/05/05	1,685	0	0
58	Cabling	2/15/05	531	0	0
59	Security camera	2/18/05	905	0	0
60	2004 Mitsubishi Truck	4/30/05	35,384	0	0
63	Land	6/01/96	439,000	0	0
64	Security card reader	9/30/07	3,392	0	0
70	New floor-50+ exercise room	9/30/07	14,140	0	0
72	Metal shelving for 2nd Chance	11/01/05	5,000	0	0
73	IT equipment (5 switches-Cisco)	12/01/05	9,500	0	0
83	Credit card terminals-1960	1/01/08	1,218	0	0
84	HP flat screen monitors (2)	5/01/08	1,700	0	0
85	Client Track software	6/10/08	32,760	2,184	0
86	Ice machine in 50+	8/21/08	2,248	0	0
88	IHN kitchen remodel	5/01/08	6,419	374	0
89	Build-out of SEA dept	7/14/08	1,250	94	0
90	2nd floor carpet/back hall	2/26/08	2,474	103	0
93	Z racks -NAM resale	10/13/08	1,500	0	0
95	HP computer equip	2/01/09	69,260	0	0
96	Client track software	2/01/09	12,000	1,200	0
98	4th Floor hallway carpet	3/01/09	1,761	109	0
100	Programmable Digital Sign	12/01/09	3,000	0	0
101	Donated Fork Lift	2/01/10	15,000	1,500	0
102	Donated Computer Monitors	2/01/10	3,000	0	0
104	Hoffer Space Renovation	1/15/14	160,769	0	0
106	MS Office 2010	6/09/11	1,702	0	0
107	40 Plastic training tables	8/29/11	2,389	0	0
108	Bush refrig/freezer	2/01/12	5,950	0	0
109	Bush refrig 3 door	2/01/12	3,250	0	0
110	2012 Ford F550 2068	4/01/12	48,370	0	0
111	2012 Ford F550 0239	5/01/12	50,496	0	0
112	Wrap decals	6/01/12	2,351	0	0
113	HP PorLiant DL 380	6/01/12	6,020	0	0
114	Goodman HVAC	7/01/12	11,231	0	0
115	JWNC (food pantry) conversion	6/01/13	29,746	3,967	0
116	Meals on Wheels conv	6/01/13	4,173	557	0
117	Assist 4th Fl speakers/hot wtr	9/01/13	2,869	0	0
118	Lenovo ThinkPad L530	11/21/13	1,996	0	0
119	Clothing Donation Boxes	6/11/14	6,870	0	0
120	Dell XPS 8700	8/17/14	1,578	0	0
121	Dell Inspiron 3647	9/17/14	7,283	0	0
122	NAM building window sealing	6/01/11	38,000	3,800	0
123	JWNC (food pantry) conversion	6/01/13	72,440	3,150	0
124	Meals on Wheels conv	6/01/13	40,747	1,772	0
125	Assist 4th Fl renovation	9/01/13	27,743	1,207	0
126	Power Edge R730 Server	11/21/14	8,266	459	0
127	Stainless Steel Freezer (2)	5/06/15	5,550	1,233	0
128	Centurion Alarms	7/02/15	3,500	1,166	0
129	7097 Carrier 100 ton chiller	4/01/15	116,780	7,786	0
130	Building-Retail and Training	10/01/14	278,072	18,538	0
131	Power Edge R730 Server	11/01/15	9,000	1,800	0
132	2 1.2 TB 10k Hard Drives	11/01/15	2,350	470	0
133	Outdoor Security Cameras	2/01/16	3,516	703	0

9600 Northwest Assistance Ministries

76-0088702

FYE: 9/30/2017

Depreciation Adjustment Report

All Business Activities

Form Unit Asset

Description

Tax

AMT

AMT
Adjustments/
Preferences

There are no assets that meet the criteria of this report

<u>Asset</u>	<u>Description</u>	<u>Date In Service</u>	<u>Cost</u>	<u>Tax</u>	<u>AMT</u>
134	2016 Ford Starcraft Allstar Bus	6/01/16	60,247	12,049	0
135	Aluminum floor JWNC cooler	2/01/16	4,300	286	0
136	Aluminum floor JWNC freezer	4/01/16	4,000	267	0
137	5097 Carrier 100 Ton chiller	4/01/16	119,680	7,979	0
138	10 ton rooftop unit	7/01/16	14,780	985	0
	Total Other Depreciation		<u>5,457,396</u>	<u>164,563</u>	<u>0</u>
	Total ACRS and Other Depreciation		<u>5,457,396</u>	<u>164,563</u>	<u>0</u>
	Grand Totals		<u>5,457,396</u>	<u>164,563</u>	<u>0</u>

Form **990****Two Year Comparison Report****2015 & 2016**For calendar year 2016, or tax year beginning **10/01/16**, ending **09/30/17**

Name

Taxpayer Identification Number

Northwest Assistance Ministries**76-0088702**

		2015	2016	Differences
Revenue	1. Contributions, gifts, grants	5,750,617	8,541,638	2,791,021
	2. Membership dues and assessments			
	3. Government contributions and grants	1,481,325	2,234,089	752,764
	4. Program service revenue	464,228	415,224	-49,004
	5. Investment income	203	216	13
	6. Proceeds from tax exempt bonds			
	7. Net gain or (loss) from sale of assets other than inventory			
	8. Net income or (loss) from fundraising events	288	-66,271	-66,559
	9. Net income or (loss) from gaming			
	10. Net gain or (loss) on sales of inventory	983,175	860,721	-122,454
	11. Other revenue	13,027	26,235	13,208
	12. Total revenue. Add lines 1 through 11	8,692,863	12,011,852	3,318,989
Expenses	13. Grants and similar amounts paid	3,009,802	3,530,495	520,693
	14. Benefits paid to or for members			
	15. Compensation of officers, directors, trustees, etc.	263,618	286,920	23,302
	16. Salaries, other compensation, and employee benefits	3,505,338	3,790,919	285,581
	17. Professional fundraising fees	89,180	90,100	920
	18. Other professional fees			
	19. Occupancy, rent, utilities, and maintenance	651,879	347,863	-304,016
	20. Depreciation and Depletion	236,261	185,259	-51,002
	21. Other expenses	835,938	910,557	74,619
	22. Total expenses. Add lines 13 through 21	8,592,016	9,142,113	550,097
	23. Excess or (Deficit). Subtract line 22 from line 12	100,847	2,869,739	2,768,892
Other Information	24. Total exempt revenue	8,692,863	12,011,852	3,318,989
	25. Total unrelated revenue			
	26. Total excludable revenue	1,460,921	1,236,125	-224,796
	27. Total assets	7,360,701	10,099,229	2,738,528
	28. Total liabilities	1,600,736	1,469,255	-131,481
	29. Retained earnings	5,759,965	8,629,974	2,870,009
	30. Number of voting members of governing body	16	18	
	31. Number of independent voting members of governing body	15	17	
32. Number of employees	103	119		
33. Number of volunteers	2000	2000		

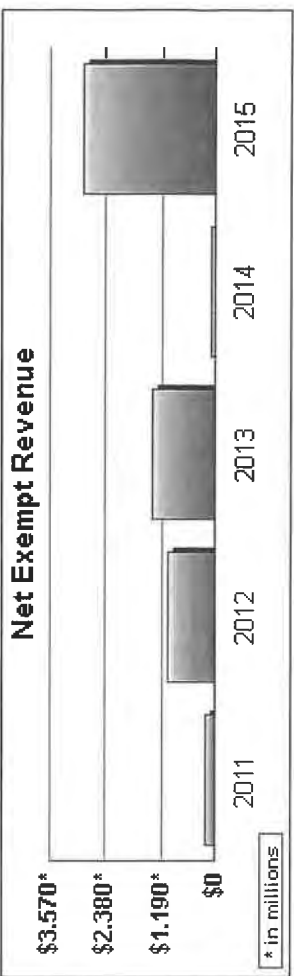
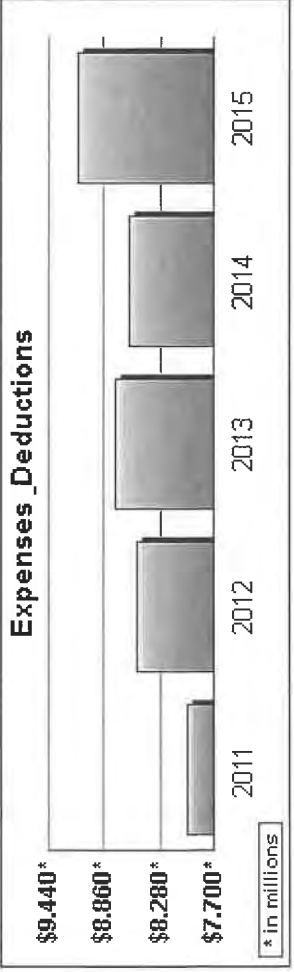
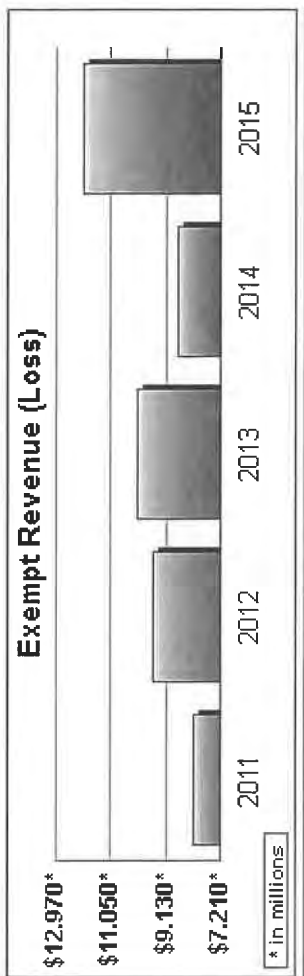
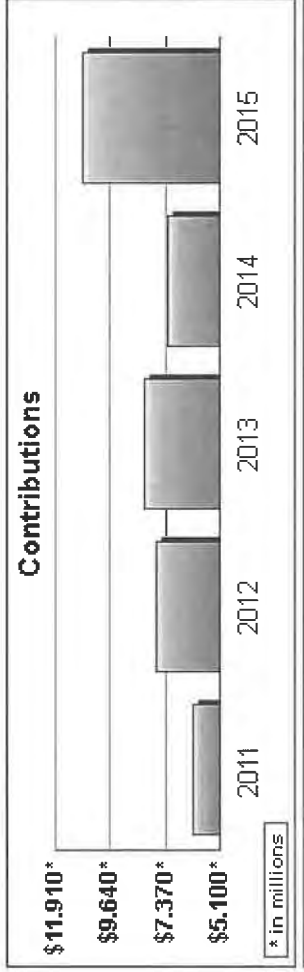
Form 990	Tax Return History	2016
Name Northwest Assistance Ministries		Employer Identification Number 76-0088702

	2012	2013	2014	2015	2016	2017
Contributions, gifts, grants	6,238,456	7,742,021	8,232,940	7,231,942	10,775,727	
Membership dues						
Program service revenue	546,604	617,979	739,025	464,228	415,224	
Capital gain or loss						
Investment income	100	457	657	203	216	
Fundraising revenue (income/loss)	27,525	41,547	-10,768	288	-66,271	
Gaming revenue (income/loss)	16,152	12,704	5,940			
Other revenue	1,348,813	1,144,176	1,165,164	996,202	886,956	
Total revenue	8,177,650	9,558,884	10,132,958	8,692,863	12,011,852	
Grants and similar amounts paid	2,694,768	2,961,806	3,153,962	3,009,802	3,530,495	
Benefits paid to or for members						
Compensation of officers, etc.	238,604	257,562	263,618	263,618	286,920	
Other compensation	3,176,897	3,318,329	3,399,773	3,505,338	3,790,919	
Professional fees	80,520	77,025	71,070	89,180	90,100	
Occupancy costs	721,570	680,338	724,837	651,879	347,863	
Depreciation and depletion	170,133	210,441	220,300	236,261	185,259	
Other expenses	906,046	1,014,498	909,123	835,938	910,557	
Total expenses	7,988,538	8,519,999	8,742,683	8,592,016	9,142,113	
Excess or (Deficit)	189,112	1,038,885	1,390,275	100,847	2,869,739	
Total exempt revenue	8,177,650	9,558,884	10,132,958	8,692,863	12,011,852	
Total unrelated revenue						
Total excludable revenue	1,939,194	1,808,042	1,900,018	1,460,921	1,236,125	
Total Assets	4,503,462	5,503,510	6,878,125	7,360,701	10,099,229	
Total Liabilities	1,273,504	1,234,667	1,219,007	1,600,736	1,469,255	
Net Fund Balances	3,229,958	4,268,843	5,659,118	5,759,965	8,629,974	

Form **990T** **Tax Return History** **2016**

Name **Northwest Assistance Ministries** Employer Identification Number **76-0088702**

	2012	2013	2014	2015	2016	2017
Business activity profit/loss						
Capital gains/losses						
Partner and S Corp gain/loss						
Rental income*						
Debt-financed income*						
Controlled organizations income/interest*						
Investment income, specific organizations*						
Exploited exempt activity income*						
Other income						
Total trade or business income.						
Compensation of officers, ect.						
Other salaries and wages						
Repairs and maintenance						
Bad debts						
Interest						
Taxes and licenses						
Charitable contributions						
Depreciation and Depletion						
Deferred compensation plans						
Employee benefit programs						

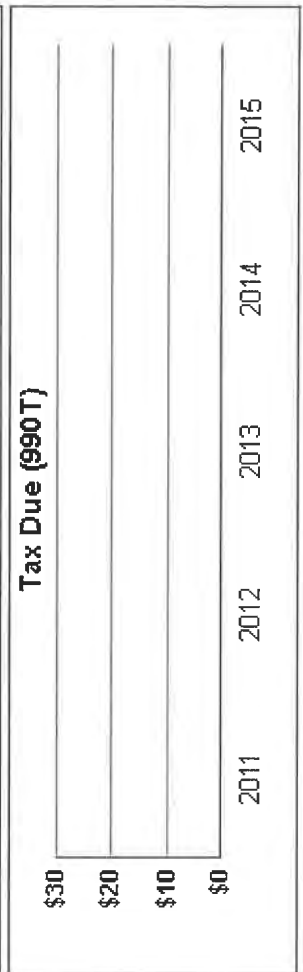

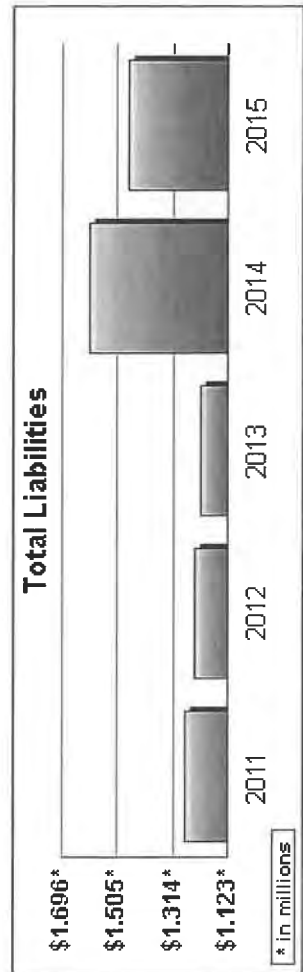
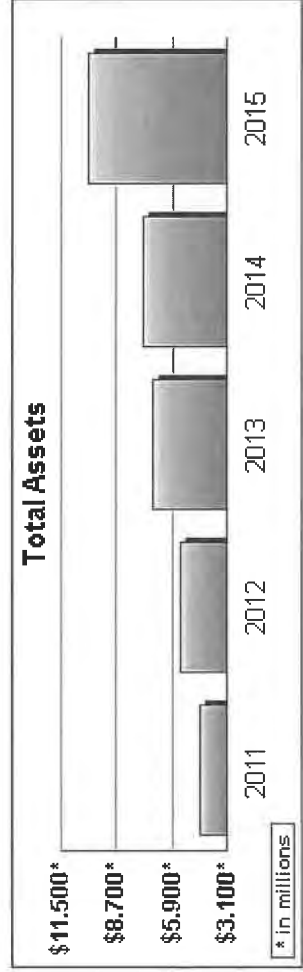


Form **990T** **Tax Return History** **2016**

Name **Northwest Assistance Ministries** Employer Identification Number **76-0088702**

	2012	2013	2014	2015	2016	2017
Other deductions						
Net operating loss deduction						
Specific deduction	1,000	1,000				
Income after expense and deductions	-1,000	-1,000				
Income tax (corporate or trust)						
Other taxes						
Total taxes						
General business credit						
Other credits						
Net tax after credits						
Estimated tax payments						
Other payments						
Balance due/Overpayment						

* Income shown net of expenses



Federal Statements

Form 990, Part IX, Line 24e - All Other Expenses

Description	Total Expenses	Program Service	Management & General	Fund Raising
Services-resale	\$ 32,326	\$ 32,326		
Equipment rental	24,186	20,843	951	2,392
Miscellaneous	24,152	10,088	1,385	12,679
Miscellaneous-resale	19,581	19,581		
Vehicle expense	18,817	18,797	11	9
Vehicle expense-resale	18,417	18,417		
In-Kind-resale	-59,116	-59,116		
Total	\$ 78,363	\$ 60,936	\$ 2,347	\$ 15,080

9600 Northwest Assistance Ministries
76-0088702
FYE: 9/30/2017

Federal Statements

Schedule A, Part II, Line 1(e)

Description	Amount
Government Grants or Contributions	\$ 948,607
Food	849,582
Drug & medical supplies/services	119,653
Clothing and household items	485,623
Auto	5,300
Shelter	353,951
Contributions	3,996,342
The Hamill Foundation	
Cash Contribution	225,000
Houston Endowment, Inc.	
Cash Contribution	650,000
US Dept of Housing and Urban Dev	
Cash Contribution	347,552
NAM Endowment Fund	
Cash Contribution	169,283
Comptroller of Public Accounts, TX	
Cash Contribution	658,751
United Way of Greater Houston	
Cash Contribution	445,000
Episcopal Health Foundation	
Cash Contribution	512,500
State of Texas	
Cash Contribution	279,179
Jeans and Jewels	
Cash Contribution	591,674
Gift Planning Dinner	
Cash Contribution	137,730
Total	<u>\$ 10,775,727</u>

9600 Northwest Assistance Ministries
76-0088702
FYE: 9/30/2017

Federal Statements

Schedule A, Part II, Line 12 - Current year

<u>Description</u>	<u>Amount</u>
Program Service Revenue	\$ 415,224
Taxable Interest on Savings and Temporary Cash Investments	216
Other income	26,235
Office rentals	
Total	<u>\$ 441,675</u>